

Clarke

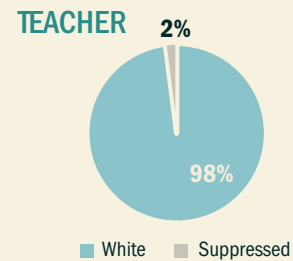
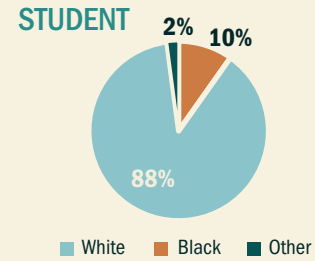


TEACHER CHARACTERISTICS by school district

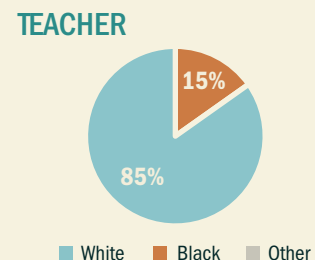
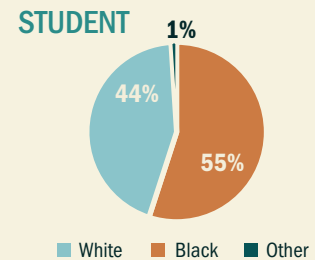
	ENTERPRISE		QUITMAN	
	n	%	n	%
Total Number	84		138	
Alternate Route Certification	*	*	16	12%
Gender: Male	18	21%	28	20%
Gender: Female	66	79%	110	80%
¹ National Board Certified	*	*	*	*
² Chronic Absence Rate	*	*	*	*
³ Student Graduation Rate		96%		77%

RACE DEMOGRAPHICS

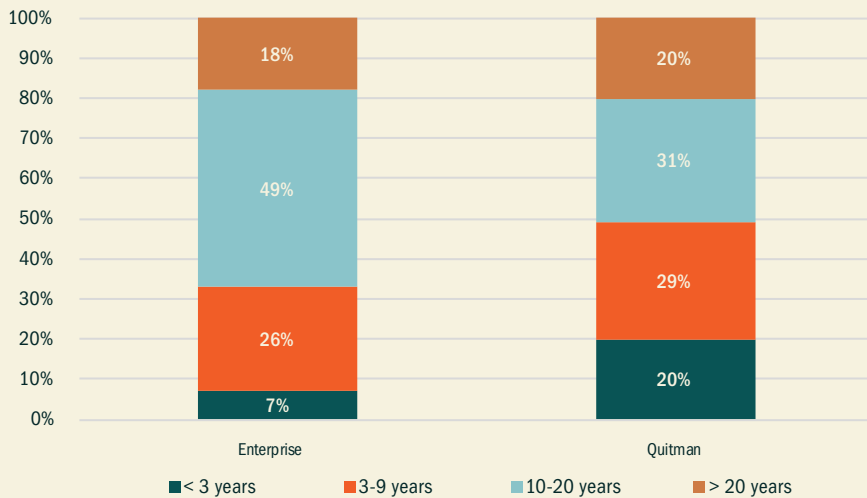
ENTERPRISE



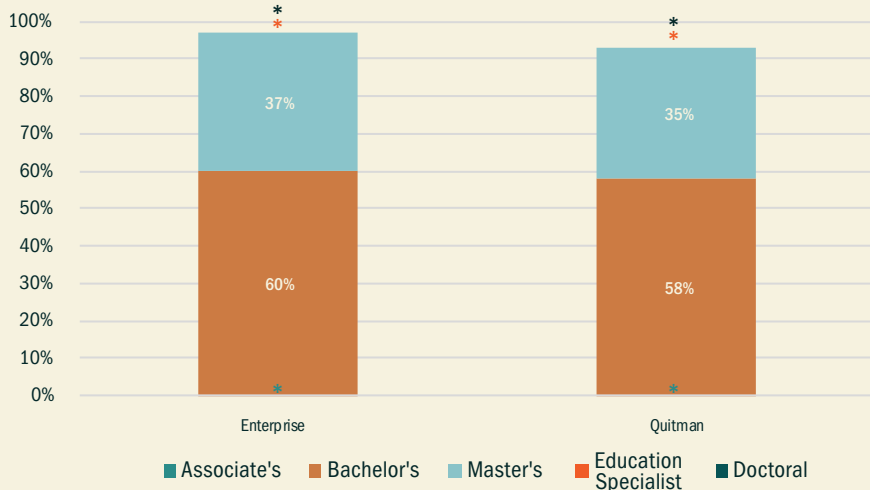
QUITMAN



EXPERIENCE



EDUCATION LEVEL



¹National Board Certified Teacher data from 2015-2016 school year.
²Chronic Absence Rate (teachers) data from 2014-2015 school year.
 Teachers missing ten percent or more of the school year are considered chronically absent.
³Student Graduation Rate data from Spring 2018.
 *Note. Represents suppressed data to prevent the identification of individuals in small cells (n < 10).