

Humphreys

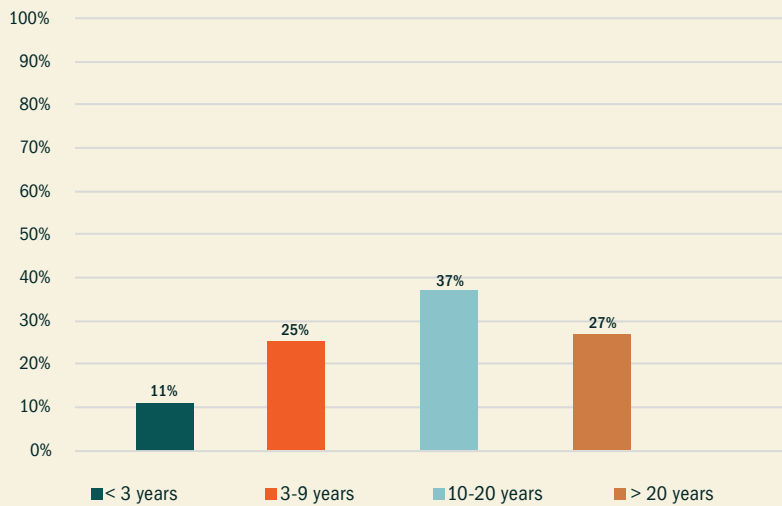


TEACHER CHARACTERISTICS by school district

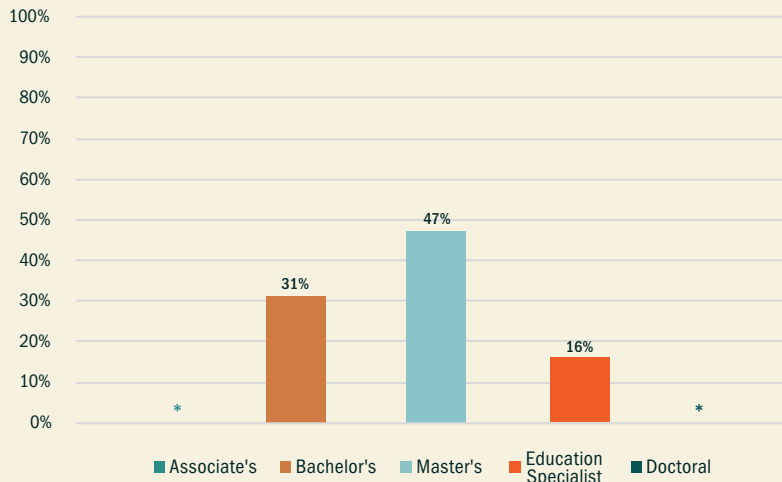
HUMPHREYS

| | n | % |
|---------------------------------------|----|-----|
| Total Number | 95 | |
| Alternate Route Certification | 15 | 16% |
| Gender: Male | 21 | 22% |
| Gender: Female | 74 | 78% |
| ¹ National Board Certified | * | * |
| ² Chronic Absence Rate | * | * |
| ³ Student Graduation Rate | | 80% |

EXPERIENCE



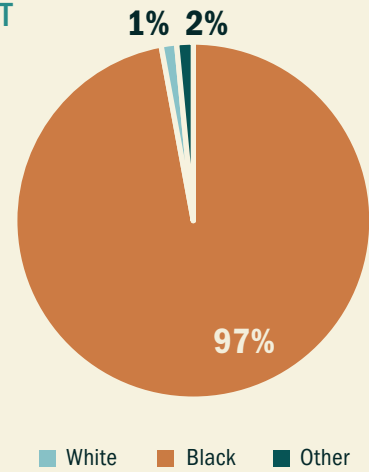
EDUCATION LEVEL



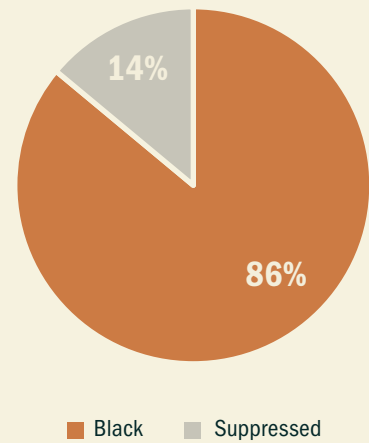
RACE DEMOGRAPHICS

HUMPHREYS

STUDENT



TEACHER



¹National Board Certified Teacher data from 2015-2016 school year.
²Chronic Absence Rate (teachers) data from 2014-2015 school year.
 Teachers missing ten percent or more of the school year are considered chronically absent.
³Student Graduation Rate data from Spring 2018.
 *Note. Represents suppressed data to prevent the identification of individuals in small cells (n < 10).
 Source: Mississippi Department of Education