

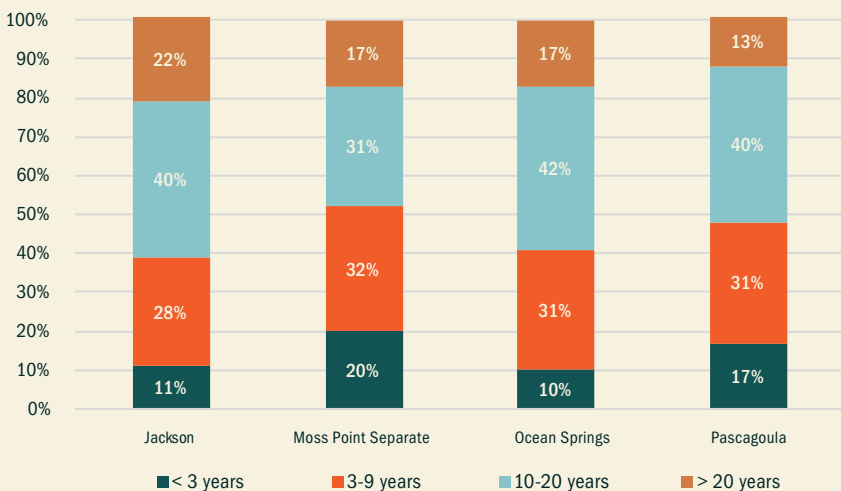
Jackson



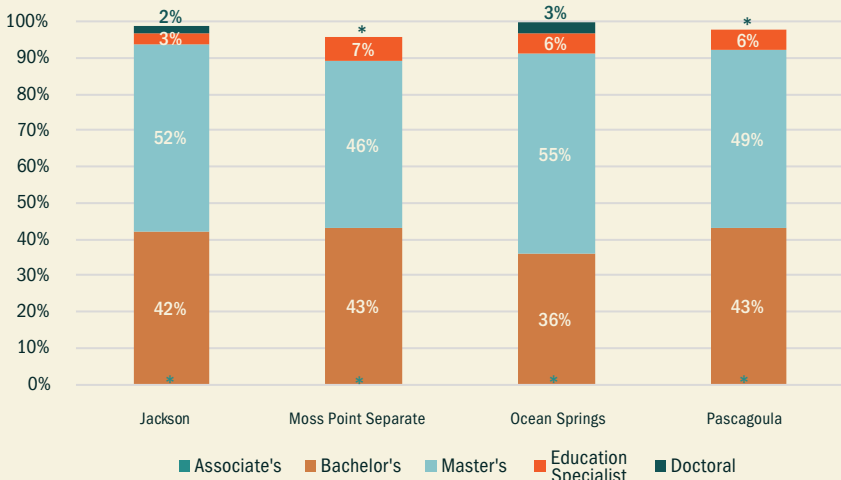
TEACHER CHARACTERISTICS by school district

	JACKSON		MOSS POINT		OCEAN SPRINGS		PASCAGOULA	
	n	%	n	%	n	%	n	%
Total Number	650		158		420		610	
Alternate Route Certification	55	9%	34	22%	47	11%	77	13%
Gender: Male	124	19%	37	23%	76	18%	122	20%
Gender: Female	526	81%	121	77%	344	82%	488	80%
¹ National Board Certified	35	5%	*	*	33	8%	43	7%
² Chronic Absence Rate	30	5%	21	13%	16	4%	58	9%
³ Student Graduation Rate		89%		78%		87%		87%

EXPERIENCE

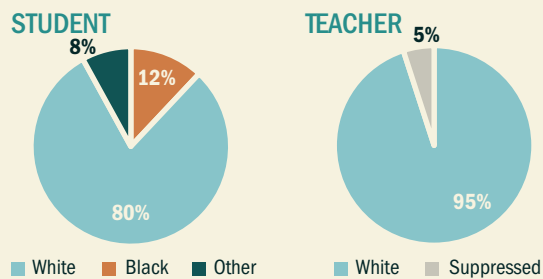


EDUCATION LEVEL

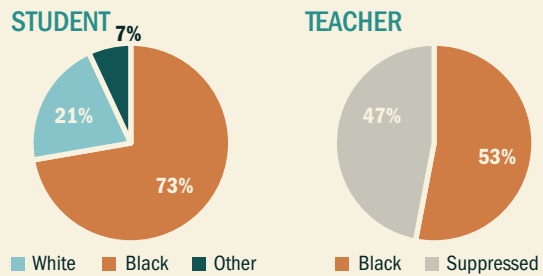


RACE DEMOGRAPHICS

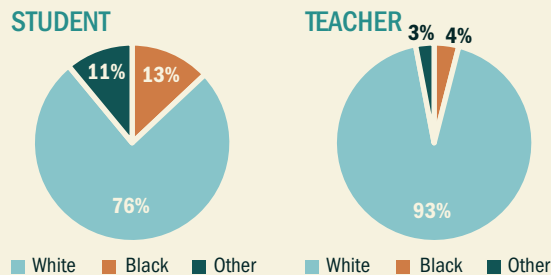
JACKSON



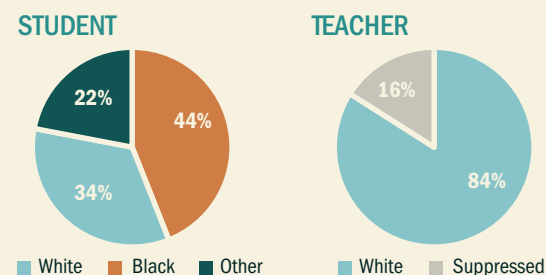
MOSS POINT



OCEAN SPRINGS



PASCAGOULA



¹National Board Certified Teacher data from 2015-2016 school year.
²Chronic Absence Rate (teachers) data from 2014-2015 school year.
 Teachers missing ten percent or more of the school year are considered chronically absent.
³Student Graduation Rate data from Spring 2018.
 *Note. Represents suppressed data to prevent the identification of individuals in small cells (n < 10).
 Source: Mississippi Department of Education