

Jasper

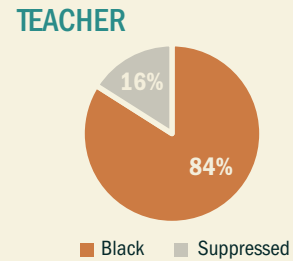
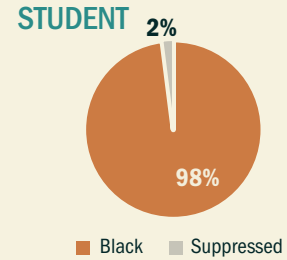


TEACHER CHARACTERISTICS by school district

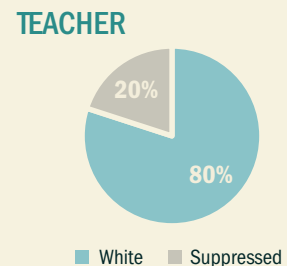
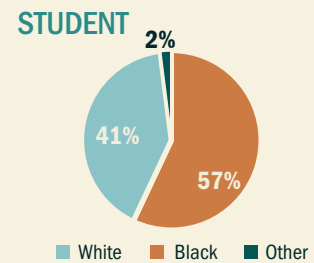
	EAST JASPER		WEST JASPER	
	n	%	n	%
Total Number	68		112	
Alternate Route Certification	*	*	20	18%
Gender: Male	19	28%	24	21%
Gender: Female	49	72%	88	79%
¹ National Board Certified	*	*	*	*
² Chronic Absence Rate	*	*	12	11%
³ Student Graduation Rate		86%		88%

RACE DEMOGRAPHICS

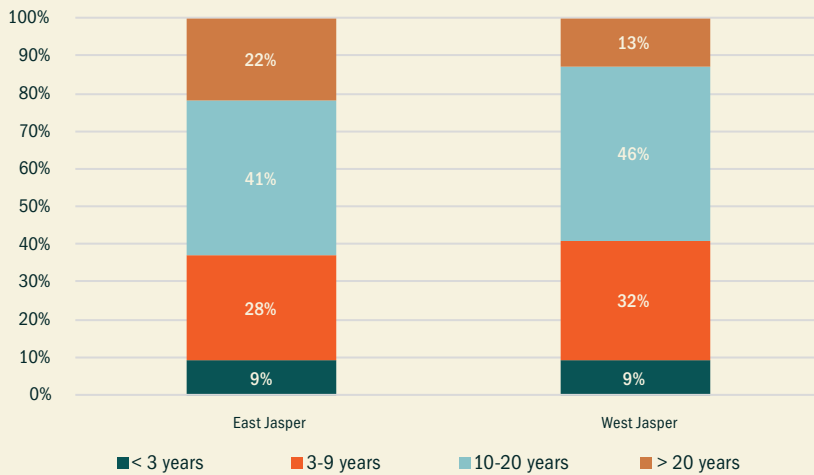
EAST JASPER



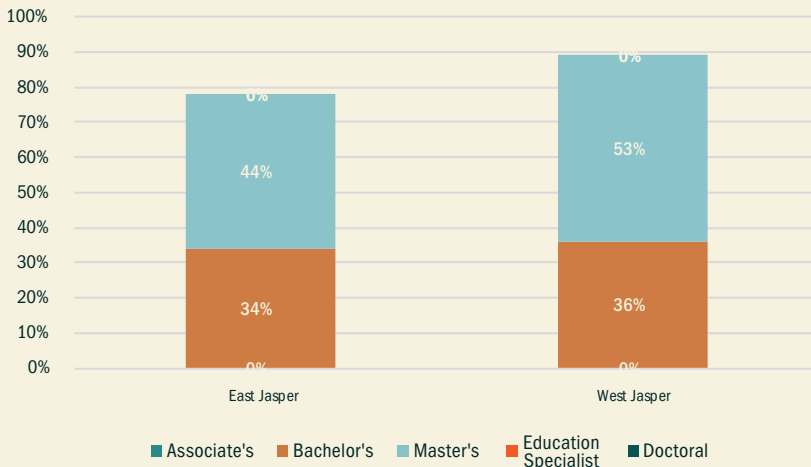
WEST JASPER



EXPERIENCE



EDUCATION LEVEL



¹National Board Certified Teacher data from 2015-2016 school year.
²Chronic Absence Rate (teachers) data from 2014-2015 school year.
 Teachers missing ten percent or more of the school year are considered chronically absent.
³Student Graduation Rate data from Spring 2018.
 *Note. Represents suppressed data to prevent the identification of individuals in small cells (n < 10).