

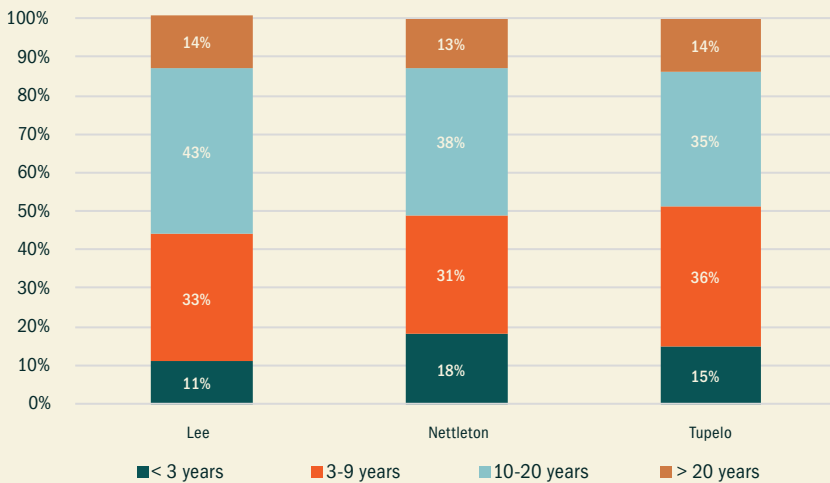
Lee



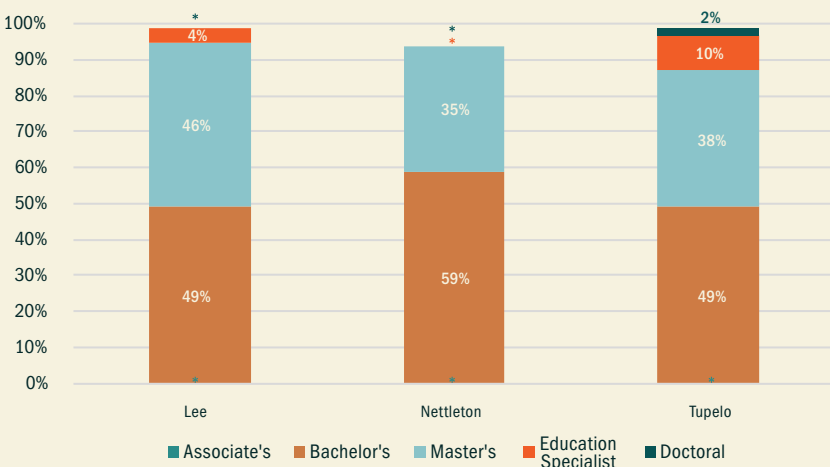
TEACHER CHARACTERISTICS by school district

	LEE		NETTLETON		TUPELO	
	n	%	n	%	n	%
Total Number	515		100		520	
Alternate Route Certification	53	10%	12	12%	55	11%
Gender: Male	107	21%	20	20%	97	19%
Gender: Female	408	79%	80	80%	423	81%
¹ National Board Certified	64	12%	*	*	74	14%
² Chronic Absence Rate	27	5%	*	*	56	10%
³ Student Graduation Rate		81%		80%		88%

EXPERIENCE

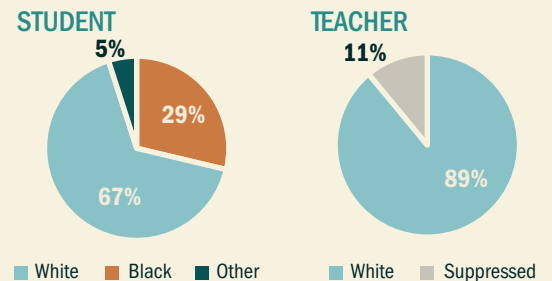


EDUCATION LEVEL

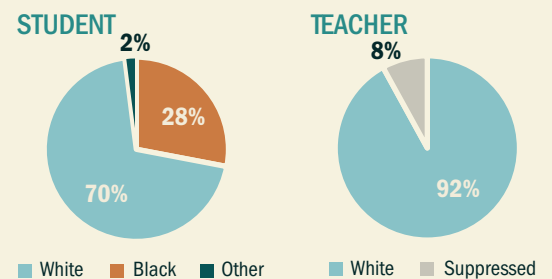


RACE DEMOGRAPHICS

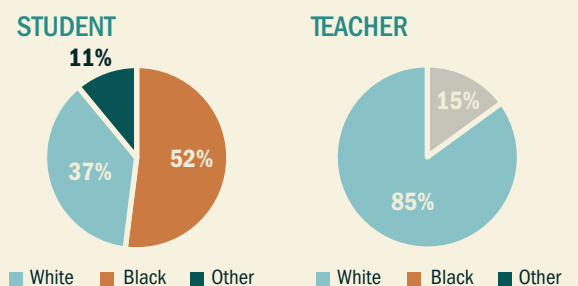
LEE



NETTLETON



TUPELO



¹National Board Certified Teacher data from 2015-2016 school year.
²Chronic Absence Rate (teachers) data from 2014-2015 school year.
 Teachers missing ten percent or more of the school year are considered chronically absent.
³Student Graduation Rate data from Spring 2018.
 *Note. Represents suppressed data to prevent the identification of individuals in small cells (n < 10).
 Source: Mississippi Department of Education