

Marion

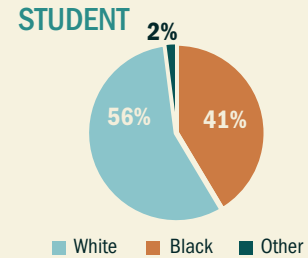


TEACHER CHARACTERISTICS by school district

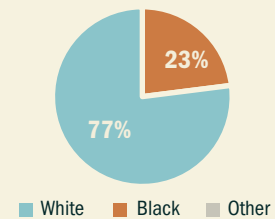
	MARION		COLUMBIA	
	n	%	n	%
Total Number	163		118	
Alternate Route Certification	19	12%	18	15%
Gender: Male	38	23%	23	20%
Gender: Female	125	77%	95	81%
¹ National Board Certified	*	*	*	*
² Chronic Absence Rate	26	15%	*	*
³ Student Graduation Rate		91%		94%

RACE DEMOGRAPHICS

MARION

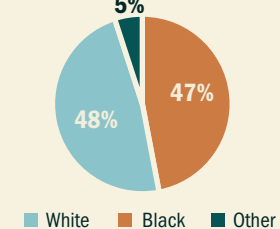


TEACHER

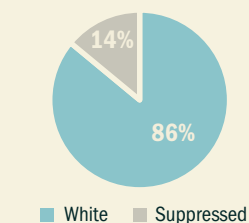


COLUMBIA

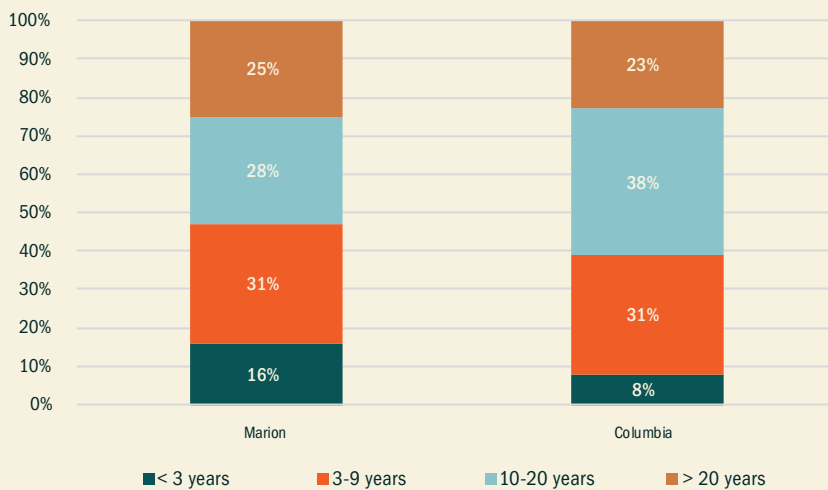
STUDENT



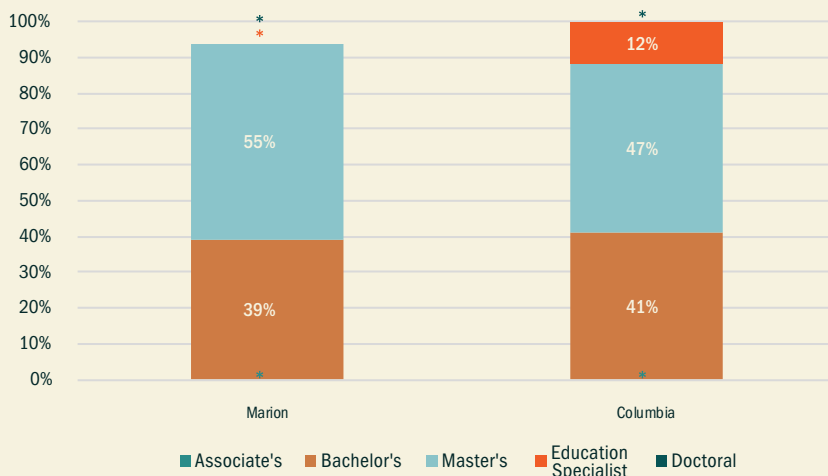
TEACHER



EXPERIENCE



EDUCATION LEVEL



¹National Board Certified Teacher data from 2015-2016 school year.
²Chronic Absence Rate (teachers) data from 2014-2015 school year.
 Teachers missing ten percent or more of the school year are considered chronically absent.
³Student Graduation Rate data from Spring 2018.
 *Note. Represents suppressed data to prevent the identification of individuals in small cells (n < 10).
 Source: Mississippi Department of Education