

Montgomery

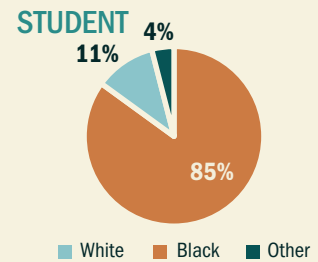


TEACHER CHARACTERISTICS by school district

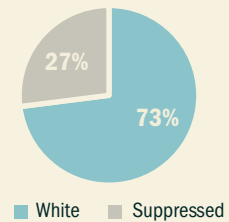
	MONTGOMERY		WINONA	
	n	%	n	%
Total Number	30		89	
Alternate Route Certification	*	*	*	*
Gender: Male	10	33%	26	29%
Gender: Female	20	67%	63	71%
¹ National Board Certified	*	*	*	*
² Chronic Absence Rate	*	*	*	*
³ Student Graduation Rate		86%		84%

RACE DEMOGRAPHICS

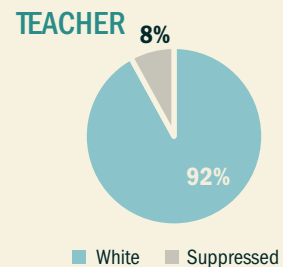
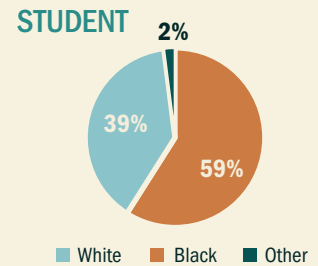
MONTGOMERY



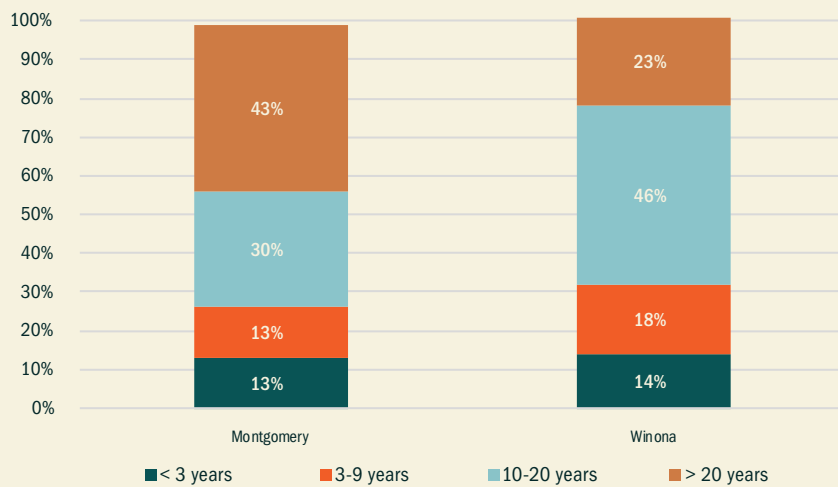
TEACHER



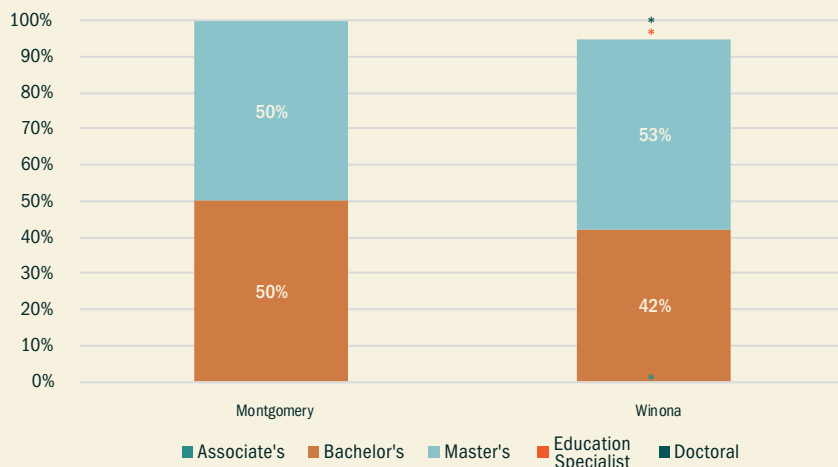
WINONA



EXPERIENCE



EDUCATION LEVEL



¹National Board Certified Teacher data from 2015-2016 school year.
²Chronic Absence Rate (teachers) data from 2014-2015 school year.
 Teachers missing ten percent or more of the school year are considered chronically absent.
³Student Graduation Rate data from Spring 2018.
 *Note. Represents suppressed data to prevent the identification of individuals in small cells (n < 10).