

Neshoba



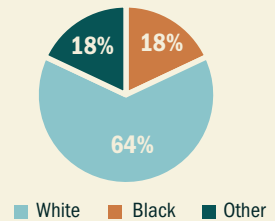
TEACHER CHARACTERISTICS by school district

	NESHOBA		PHILADELPHIA	
	n	%	n	%
Total Number	207		72	
Alternate Route Certification	20	10%	*	*
Gender: Male	47	23%	18	25%
Gender: Female	160	77%	54	75%
¹ National Board Certified	19	9%	*	*
² Chronic Absence Rate	13	6%	*	*
³ Student Graduation Rate		84%		72%

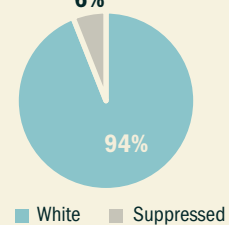
RACE DEMOGRAPHICS

NESHOBA

STUDENT

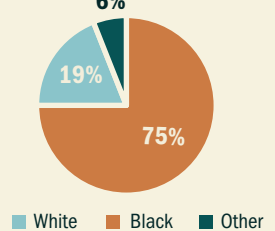


TEACHER

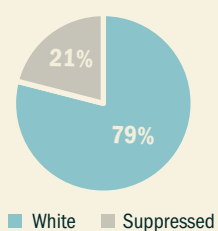


PHILADELPHIA

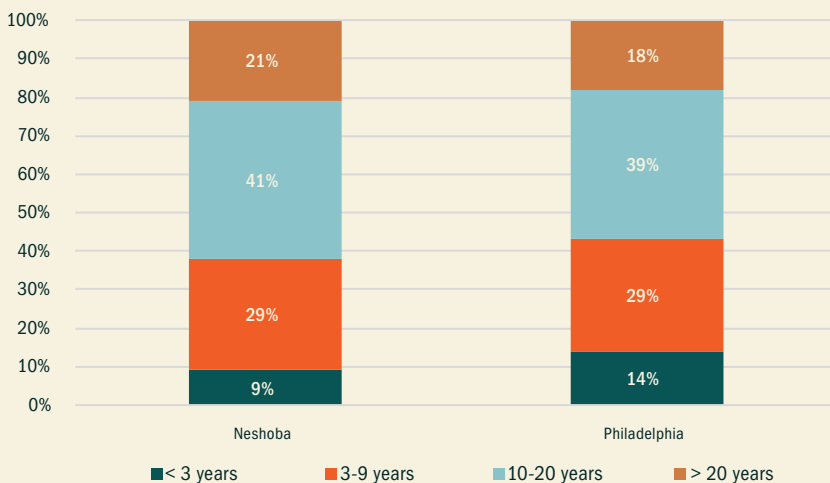
STUDENT



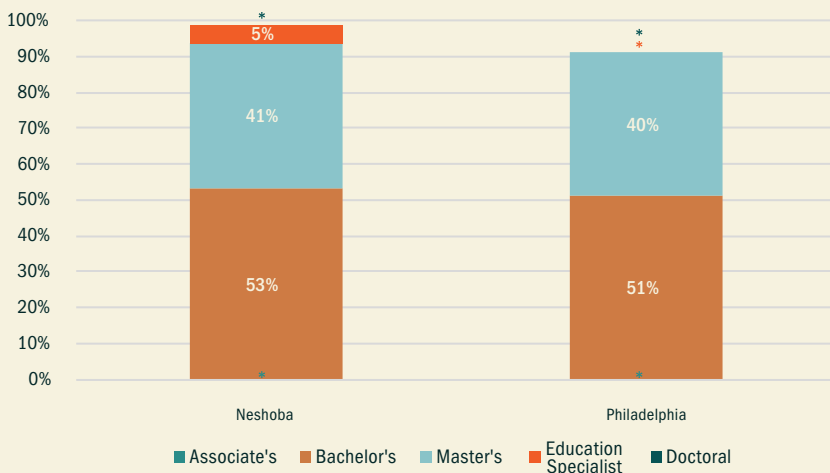
TEACHER



EXPERIENCE



EDUCATION LEVEL



¹National Board Certified Teacher data from 2015-2016 school year.
²Chronic Absence Rate (teachers) data from 2014-2015 school year.
 Teachers missing ten percent or more of the school year are considered chronically absent.
³Student Graduation Rate data from Spring 2018.
 *Note. Represents suppressed data to prevent the identification of individuals in small cells (n < 10).
 Source: Mississippi Department of Education