

Noxubee

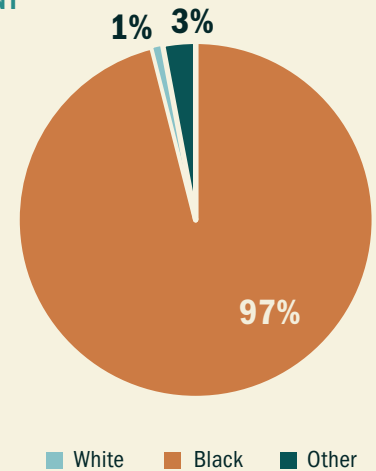


TEACHER CHARACTERISTICS by school district

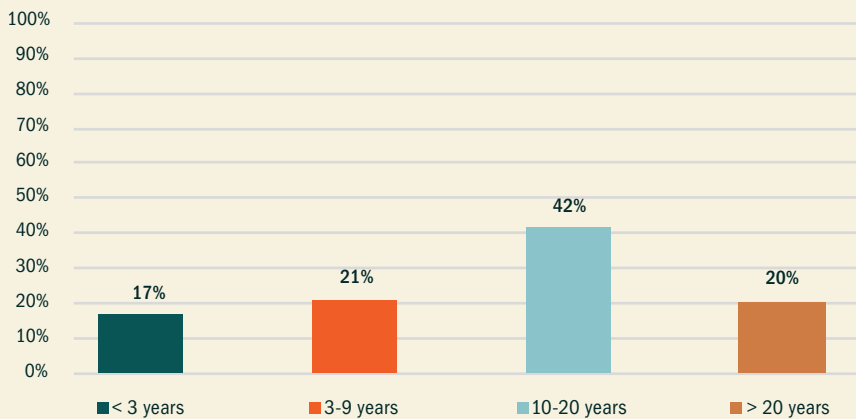
	NOXUBEE	
	n	%
Total Number	116	
Alternate Route Certification	14	12%
Gender: Male	29	25%
Gender: Female	87	75%
¹ National Board Certified	*	*
² Chronic Absence Rate	25	19%
³ Student Graduation Rate		79%

RACE DEMOGRAPHICS

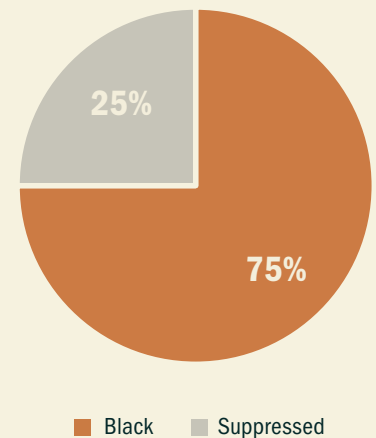
NOXUBEE
STUDENT



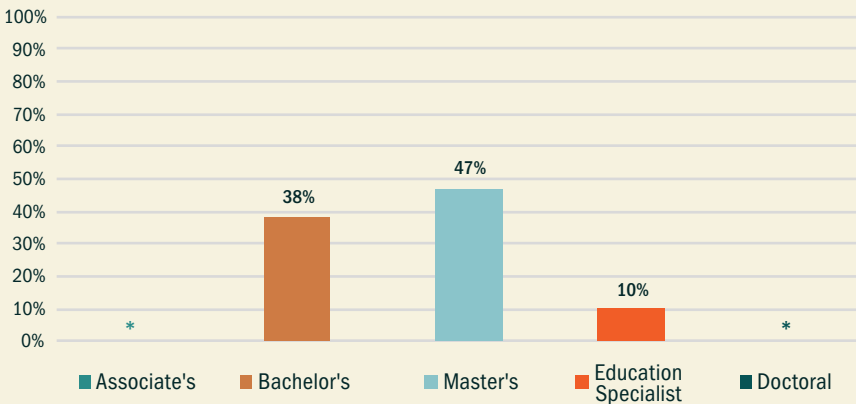
EXPERIENCE



TEACHER



EDUCATION LEVEL



¹National Board Certified Teacher data from 2015-2016 school year.
²Chronic Absence Rate (teachers) data from 2014-2015 school year.
 Teachers missing ten percent or more of the school year are considered chronically absent.
³Student Graduation Rate data from Spring 2018.
 *Note. Represents suppressed data to prevent the identification of individuals in small cells (n < 10).