

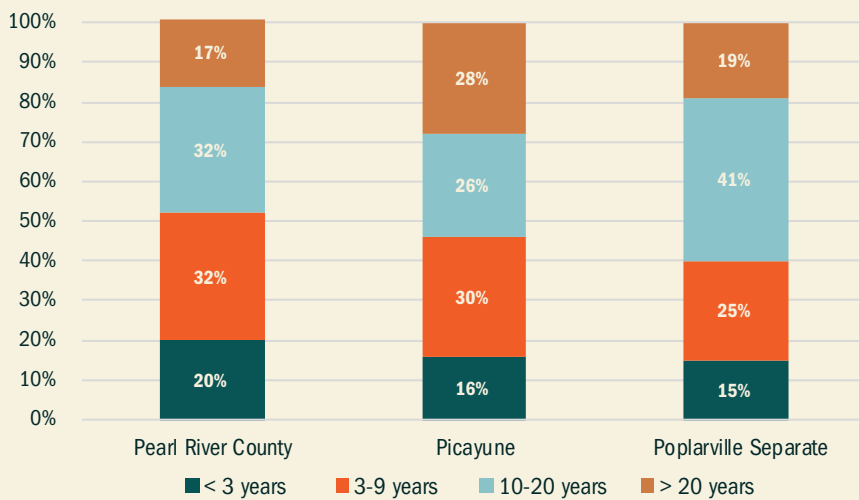
Pearl River



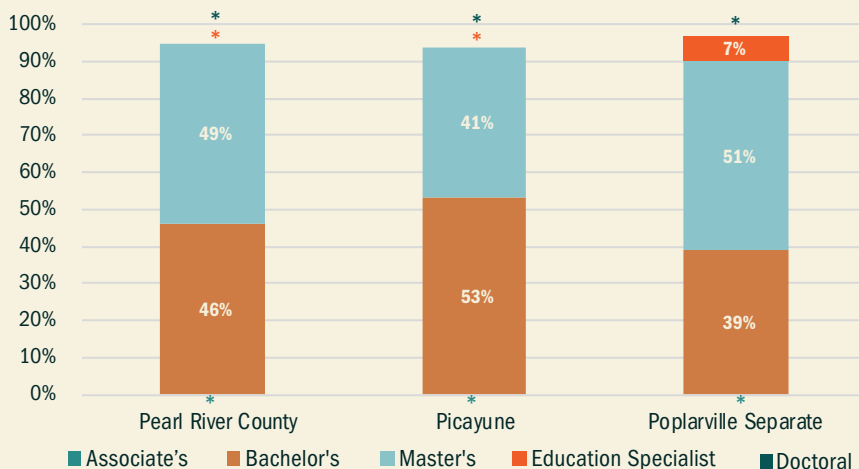
TEACHER CHARACTERISTICS by school district

	PEARL RIVER		PICAYUNE		POPLARVILLE	
	n	%	n	%	n	%
Total Number	212		241		150	
Alternate Route Certification	38	18%	36	15%	17	11%
Gender: Male	34	16%	43	18%	29	19%
Gender: Female	178	84%	198	82%	121	81%
¹ National Board Certified	*	*	*	*	*	*
² Chronic Absence Rate	10	5%	13	5%	12	8%
³ Student Graduation Rate		88%		77%		95%

EXPERIENCE

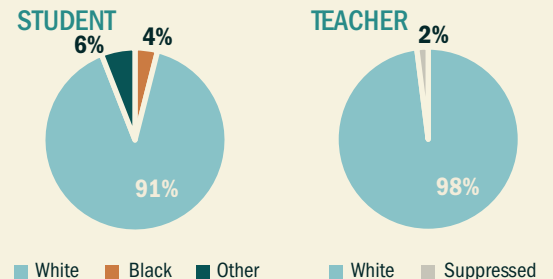


EDUCATION LEVEL

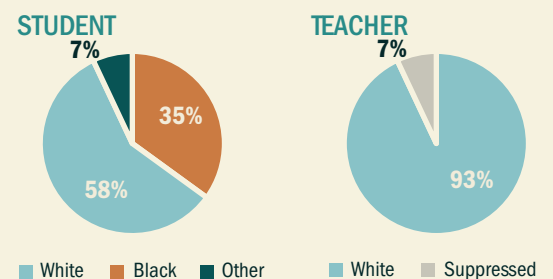


RACE DEMOGRAPHICS

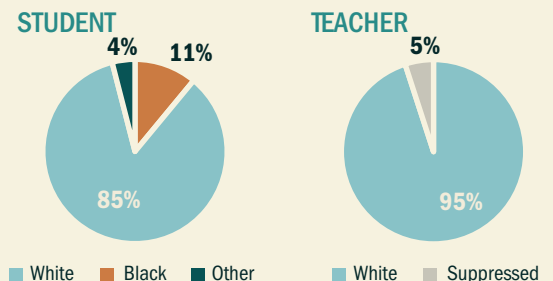
PEARL RIVER



PICAYUNE



POPLARVILLE



¹National Board Certified Teacher data from 2015-2016 school year.
²Chronic Absence Rate (teachers) data from 2014-2015 school year.
 Teachers missing ten percent or more of the school year are considered chronically absent.
³Student Graduation Rate data from Spring 2018.
 *Note. Represents suppressed data to prevent the identification of individuals in small cells (n < 10).
 Source: Mississippi Department of Education