

Pontotoc

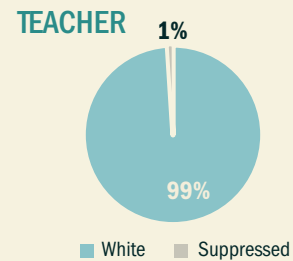
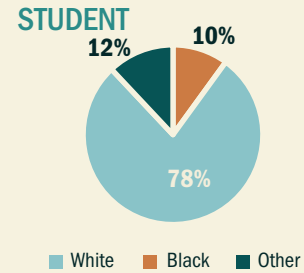


TEACHER CHARACTERISTICS by school district

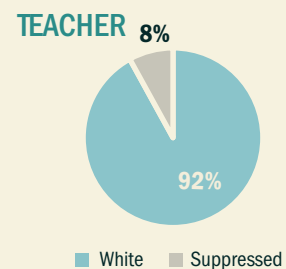
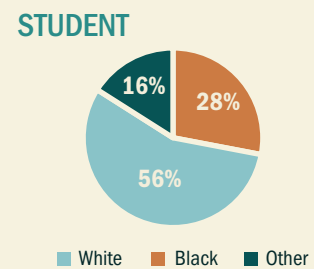
	PONTOTOC		PONTOTOC CITY	
	n	%	n	%
Total Number	261		177	
Alternate Route Certification	17	7%	17	10%
Gender: Male	63	24%	44	25%
Gender: Female	198	76%	133	75%
¹ National Board Certified	40	15%	33	19%
² Chronic Absence Rate	24	9%	*	*
³ Student Graduation Rate		79%		88%

RACE DEMOGRAPHICS

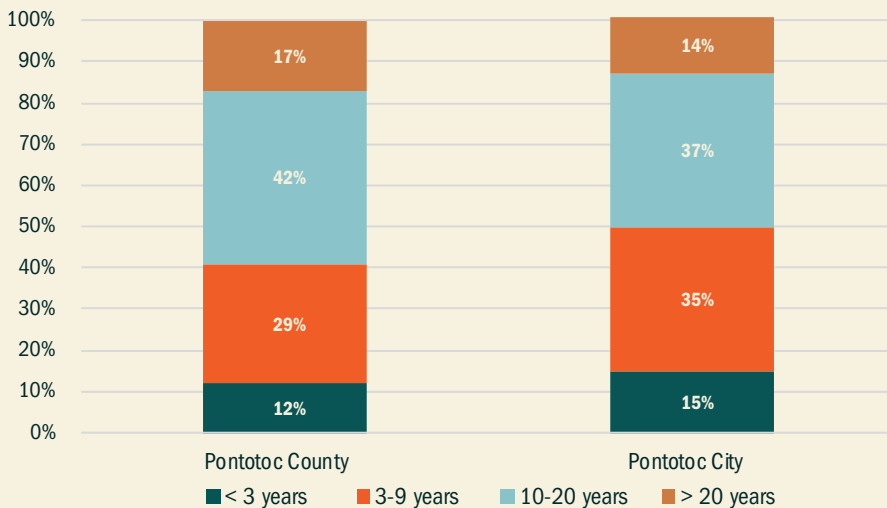
PONTOTOC



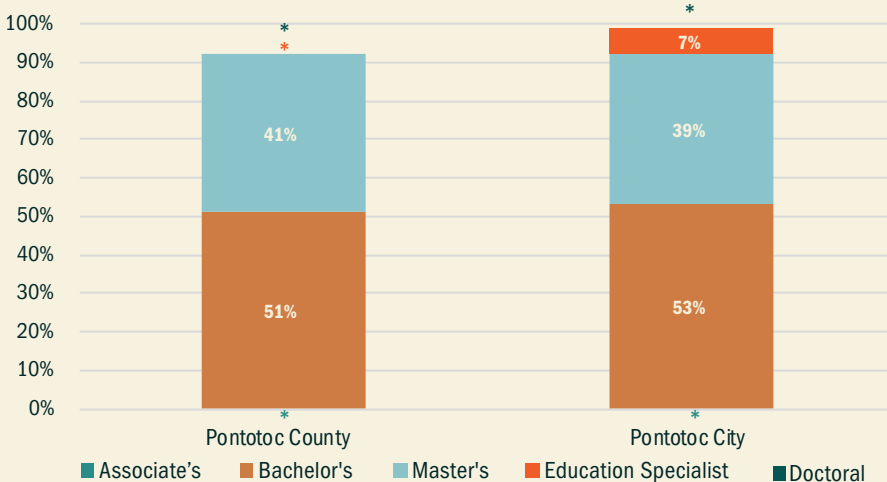
PONTOTOC CITY



EXPERIENCE



EDUCATION LEVEL



¹National Board Certified Teacher data from 2015-2016 school year.
²Chronic Absence Rate (teachers) data from 2014-2015 school year.
 Teachers missing ten percent or more of the school year are considered chronically absent.
³Student Graduation Rate data from Spring 2018.
 *Note: Represents suppressed data to prevent the identification of individuals in small cells (n < 10).