

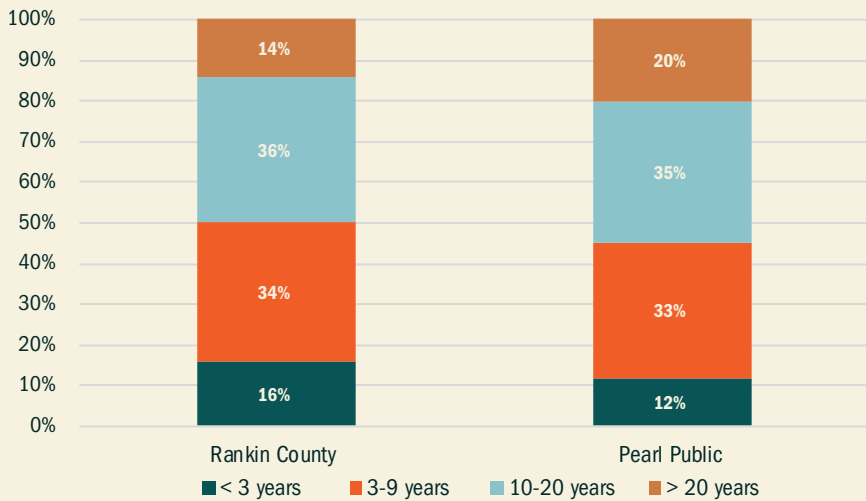
# Rankin



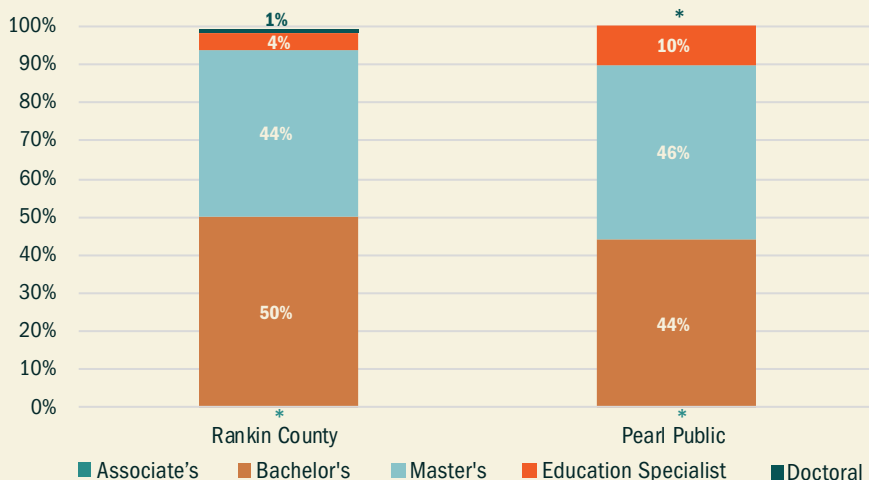
## TEACHER CHARACTERISTICS by school district

	RANKIN		PEARL	
	n	%	n	%
Total Number	1438		303	
Alternate Route Certification	188	13%	35	12%
Gender: Male	288	20%	60	20%
Gender: Female	1150	80%	243	80%
<sup>1</sup> National Board Certified	120	8%	42	14%
<sup>2</sup> Chronic Absence Rate	*	*	18	6%
<sup>3</sup> Student Graduation Rate		90%		94%

## EXPERIENCE

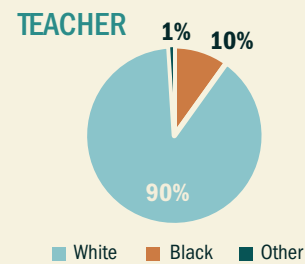
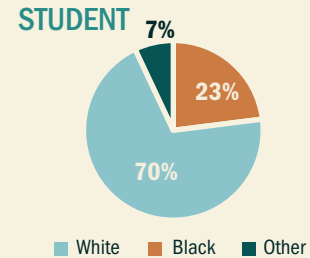


## EDUCATION LEVEL

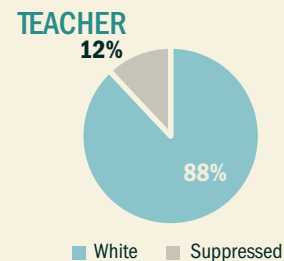
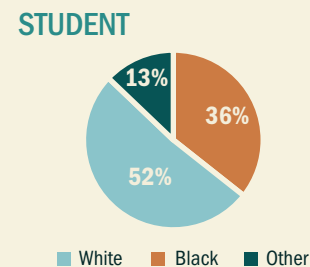


## RACE DEMOGRAPHICS

### RANKIN



### PEARL



<sup>1</sup>National Board Certified Teacher data from 2015-2016 school year.  
<sup>2</sup>Chronic Absence Rate (teachers) data from 2014-2015 school year.  
 \*Teachers missing ten percent or more of the school year are considered chronically absent.  
<sup>3</sup>Student Graduation Rate data from Spring 2018.  
 \*Note. Represents suppressed data to prevent the identification of individuals in small cells (n < 10).  
 Source: Mississippi Department of Education