

# Walthall



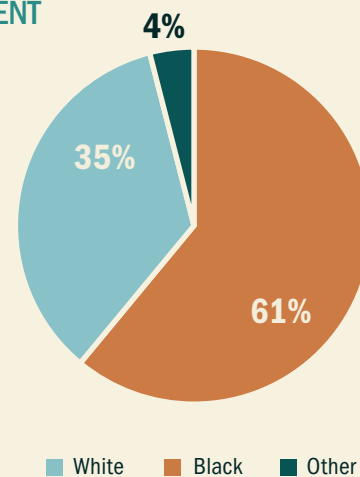
## TEACHER CHARACTERISTICS by school district

	WALTHALL	
	n	%
Total Number	145	
Alternate Route Certification	19	13%
Gender: Male	34	23%
Gender: Female	111	77%
<sup>1</sup> National Board Certified	*	*
<sup>2</sup> Chronic Absence Rate	23	14%
<sup>3</sup> Student Graduation Rate		68%

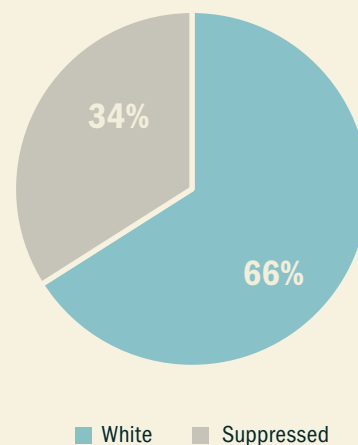
## RACE DEMOGRAPHICS

### WALTHALL

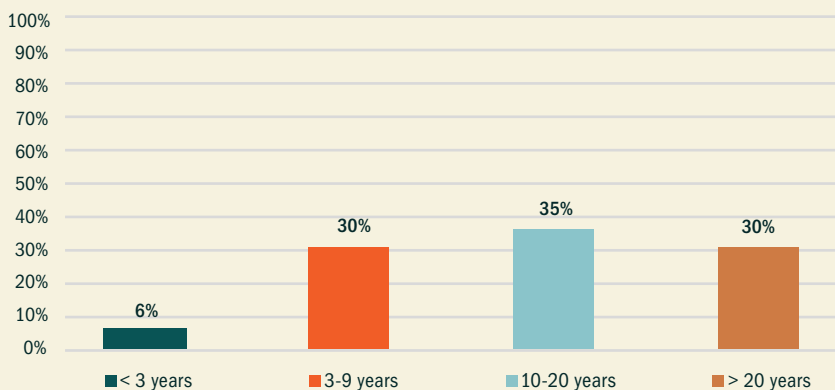
#### STUDENT



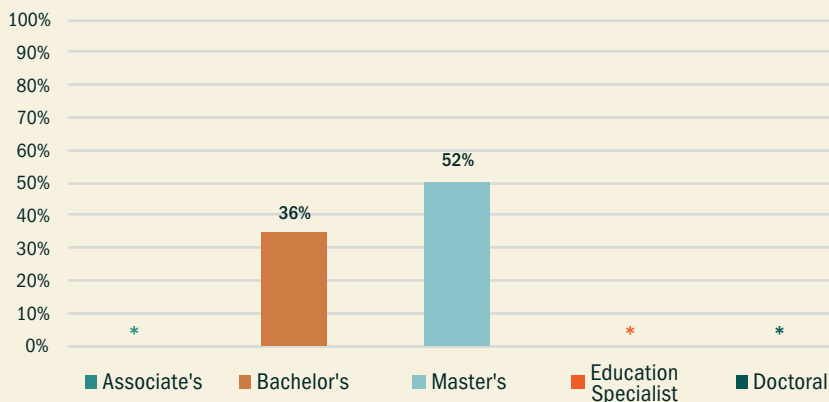
#### TEACHER



## EXPERIENCE



## EDUCATION LEVEL



<sup>1</sup>National Board Certified Teacher data from 2015-2016 school year.

<sup>2</sup>Chronic Absence Rate (teachers) data from 2014-2015 school year.

Teachers missing ten percent or more of the school year are considered chronically absent.

<sup>3</sup>Student Graduation Rate data from Spring 2018.

\*Note. Represents suppressed data to prevent the identification of individuals in small cells (n < 10).