

Warren

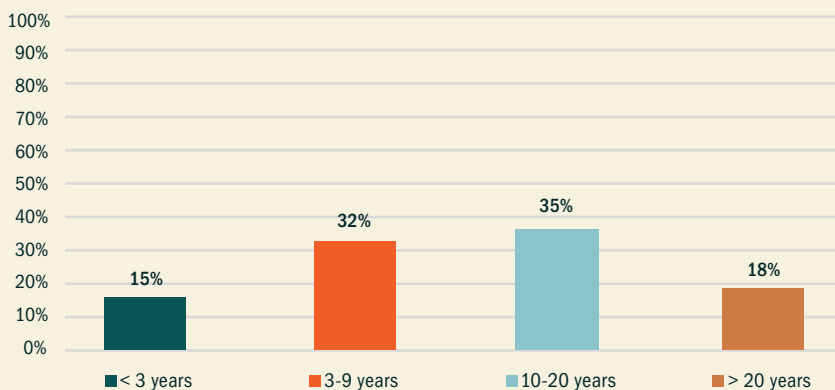


TEACHER CHARACTERISTICS by school district

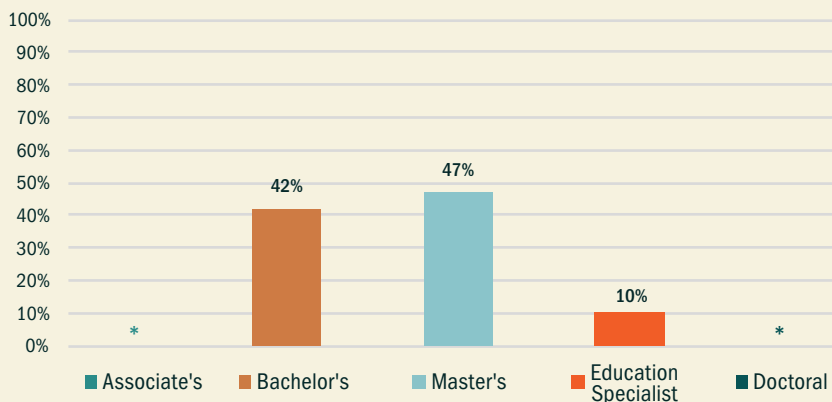
WARREN

	n	%
Total Number	589	
Alternate Route Certification	119	20%
Gender: Male	111	19%
Gender: Female	478	81%
¹ National Board Certified	19	3%
² Chronic Absence Rate	48	8%
³ Student Graduation Rate		82%

EXPERIENCE



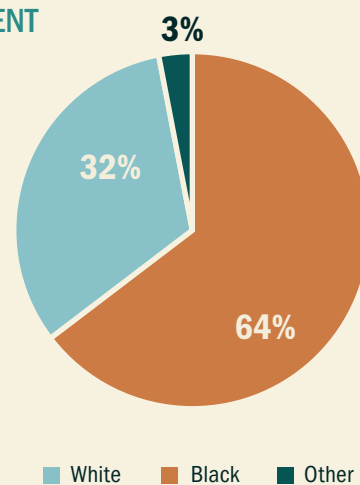
EDUCATION LEVEL



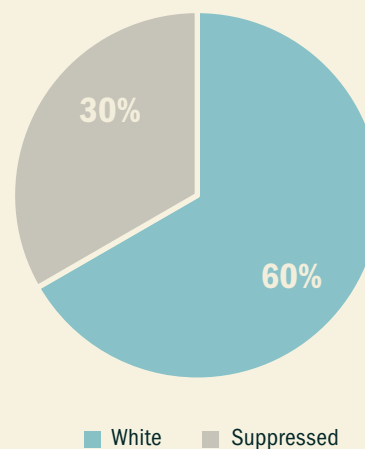
RACE DEMOGRAPHICS

WARREN

STUDENT



TEACHER



¹National Board Certified Teacher data from 2015-2016 school year.
²Chronic Absence Rate (teachers) data from 2014-2015 school year.
 Teachers missing ten percent or more of the school year are considered chronically absent.
³Student Graduation Rate data from Spring 2018.
 *Note. Represents suppressed data to prevent the identification of individuals in small cells (n < 10).