

Winston

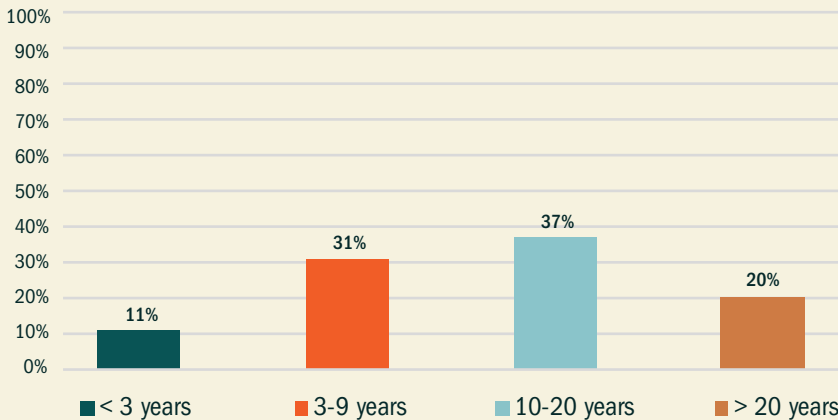


TEACHER CHARACTERISTICS by school district

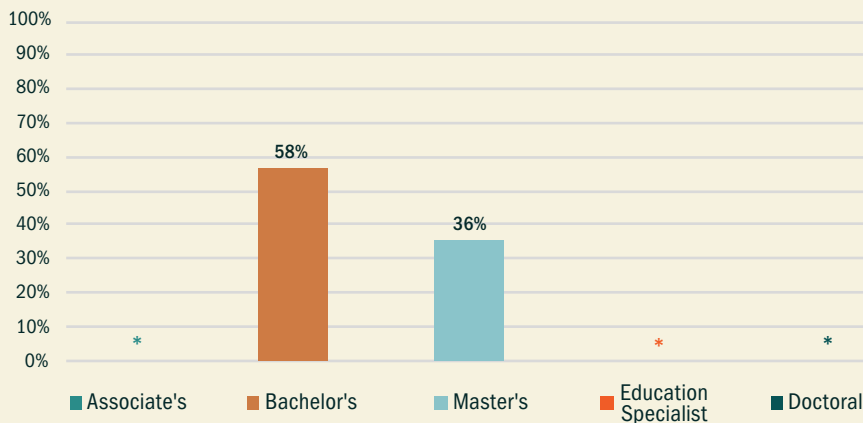
LOUISVILLE MUNICIPAL

	n	%
Total Number	222	
Alternate Route Certification	22	10%
Gender: Male	61	28%
Gender: Female	161	73%
¹ National Board Certified	16	7%
² Chronic Absence Rate	11	5%
³ Student Graduation Rate		83%

EXPERIENCE



EDUCATION LEVEL

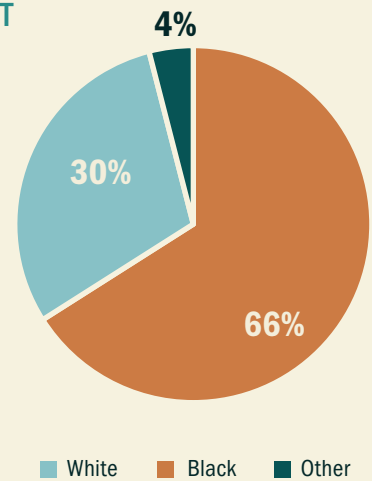


¹National Board Certified Teacher data from 2015-2016 school year.
²Chronic Absence Rate (teachers) data from 2014-2015 school year.
 Teachers missing ten percent or more of the school year are considered chronically absent.
³Student Graduation Rate data from Spring 2018.
 *Note. Represents suppressed data to prevent the identification of individuals in small cells (n < 10).

RACE DEMOGRAPHICS

LOUISVILLE MUNICIPAL

STUDENT



TEACHER

